

**Ports de Commerce de Corse**  
**Porti di Commerciù di Corsica**

**Mensuel**  
***U Misincu***

**Marchandises**  
***Marcanzzii***

novembre 2024  
nuvembre 2024

PORTS DE COMMERCE DE CORSE

novembre 2024

MARCHANDISES

(Tonnage incluant la Tare)

TOTAL PORTS
Régulier National
Régulier International
<b>TOTAL</b>
Hydrocarbures
Ciment
<b>TOTAL</b>
<b>TOTAL</b>

Marchandises du 1er au 30 novembre		
2023	2024	Variation
214 963	213 346	-0,75%
50 095	34 143	-31,84%
<b>265 058</b>	<b>247 489</b>	<b>-6,63%</b>
45 025	30 810	-31,57%
13 264	10 984	-17,19%
<b>58 289</b>	<b>41 794</b>	<b>-28,30%</b>
<b>323 347</b>	<b>289 283</b>	<b>-10,53%</b>

Cumul marchandises depuis le 1er Janvier		
2023	2024	Variation
2 369 987	2 366 774	-0,14%
476 834	438 489	-8,04%
<b>2 846 821</b>	<b>2 805 263</b>	<b>-1,46%</b>
510 066	504 311	-1,13%
116 608	100 783	-13,57%
<b>626 674</b>	<b>605 094</b>	<b>-3,44%</b>
<b>3 473 495</b>	<b>3 410 357</b>	<b>-1,82%</b>

AJACCIO
Régulier National
Régulier International
<b>TOTAL</b>
Hydrocarbures
Ciment
<b>TOTAL</b>
<b>TOTAL</b>

Marchandises du 1er au 30 novembre		
2023	2024	Variation
64 276	65 441	1,81%
1 049	951	-9,34%
<b>65 325</b>	<b>66 392</b>	<b>1,63%</b>
10 575	10 340	-2,22%
4 331	3 814	-11,94%
<b>14 906</b>	<b>14 154</b>	<b>-5,04%</b>
<b>80 231</b>	<b>80 546</b>	<b>0,39%</b>

Cumul marchandises depuis le 1er Janvier		
2023	2024	Variation
734 390	708 488	-3,53%
5 879	7 960	35,40%
<b>740 269</b>	<b>716 448</b>	<b>-3,22%</b>
165 323	175 479	6,14%
32 824	32 687	-0,42%
<b>198 147</b>	<b>208 166</b>	<b>5,06%</b>
<b>938 416</b>	<b>924 614</b>	<b>-1,47%</b>

BASTIA
Régulier National
Régulier International
<b>TOTAL</b>
Hydrocarbures
Ciment
<b>TOTAL</b>
<b>TOTAL</b>

Marchandises du 1er au 30 novembre		
2023	2024	Variation
117 229	114 676	-2,18%
34 977	31 011	-11,34%
<b>152 206</b>	<b>145 687</b>	<b>-4,28%</b>
34 450	20 470	-40,58%
3 718	3 126	-15,92%
<b>38 168</b>	<b>23 596</b>	<b>-38,18%</b>
<b>190 374</b>	<b>169 283</b>	<b>-11,08%</b>

Cumul marchandises depuis le 1er Janvier		
2023	2024	Variation
1 193 606	1 217 408	1,99%
380 763	367 779	-3,41%
<b>1 574 369</b>	<b>1 585 187</b>	<b>0,69%</b>
339 010	323 552	-4,56%
37 000	26 518	-28,33%
<b>376 010</b>	<b>350 070</b>	<b>-6,90%</b>
<b>1 950 379</b>	<b>1 935 257</b>	<b>-0,78%</b>

BONIFACIO
Régulier National
Régulier International
<b>TOTAL</b>
Hydrocarbures
Ciment
<b>TOTAL</b>
<b>TOTAL</b>

Marchandises du 1er au 30 novembre		
2023	2024	Variation
0	0	-
5 637	1 927	-65,82%
<b>5 637</b>	<b>1 927</b>	<b>-65,82%</b>
0	0	-
0	0	-
<b>0</b>	<b>0</b>	<b>-</b>
<b>5 637</b>	<b>1 927</b>	<b>-65,82%</b>

Cumul marchandises depuis le 1er Janvier		
2023	2024	Variation
0	0	-
74 923	57 541	-23,20%
<b>74 923</b>	<b>57 541</b>	<b>-23,20%</b>
0	0	-
0	0	-
<b>0</b>	<b>0</b>	<b>-</b>
<b>74 923</b>	<b>57 541</b>	<b>-23,20%</b>

L'ILE-ROUSSE
Régulier National
Régulier International
<b>TOTAL</b>
Hydrocarbures
Ciment
<b>TOTAL</b>
<b>TOTAL</b>

Marchandises du 1er au 30 novembre		
2023	2024	Variation
12 598	10 520	-16,49%
8 432	0	-100,00%
<b>21 030</b>	<b>10 520</b>	<b>-49,98%</b>
0	0	-
2 707	1 754	-35,21%
<b>2 707</b>	<b>1 754</b>	<b>-35,21%</b>
<b>23 737</b>	<b>12 274</b>	<b>-48,29%</b>

Cumul marchandises depuis le 1er Janvier		
2023	2024	Variation
170 294	148 255	-12,94%
14 167	3 045	-78,51%
<b>184 461</b>	<b>151 300</b>	<b>-17,98%</b>
0	0	-
23 019	20 577	-10,61%
<b>23 019</b>	<b>20 577</b>	<b>-10,61%</b>
<b>207 480</b>	<b>171 877</b>	<b>-17,16%</b>

PORTO-VECCHIO
Régulier National
Régulier International
<b>TOTAL</b>
Hydrocarbures
Ciment
<b>TOTAL</b>
<b>TOTAL</b>

Marchandises du 1er au 30 novembre		
2023	2024	Variation
13 557	16 730	23,40%
0	254	-
<b>13 557</b>	<b>16 984</b>	<b>25,28%</b>
0	0	-
2 508	2 290	-8,69%
<b>2 508</b>	<b>2 290</b>	<b>-8,69%</b>
<b>16 065</b>	<b>19 274</b>	<b>19,98%</b>

Cumul marchandises depuis le 1er Janvier		
2023	2024	Variation
192 882	211 689	9,75%
1 102	2 164	96,37%
<b>193 984</b>	<b>213 853</b>	<b>10,24%</b>
0	0	-
23 395	21 001	-10,23%
<b>23 395</b>	<b>21 001</b>	<b>-10,23%</b>
<b>217 379</b>	<b>234 854</b>	<b>8,04%</b>

PROPRIANO
Régulier National
Régulier International
<b>TOTAL</b>
Hydrocarbures
Ciment
<b>TOTAL</b>
<b>TOTAL</b>

Marchandises du 1er au 30 novembre		
2023	2024	Variation
7 303	5 979	-18,13%
0	0	-
<b>7 303</b>	<b>5 979</b>	<b>-18,13%</b>
0	0	-
0	0	-
<b>0</b>	<b>0</b>	<b>-</b>
<b>7 303</b>	<b>5 979</b>	<b>-18,13%</b>

Cumul marchandises depuis le 1er Janvier		
2023	2024	Variation
78 815	80 934	2,69%
0	0	-
<b>78 815</b>	<b>80 934</b>	<b>2,69%</b>
5 733	5 280	-7,90%
370	0	-100,00%
<b>6 103</b>	<b>5 280</b>	<b>-13,49%</b>
<b>84 918</b>	<b>86 214</b>	<b>1,53%</b>

MARCHANDISES

(Tonnage incluant la Tare)

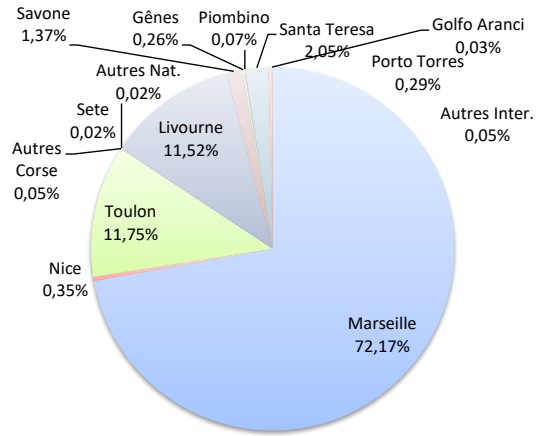
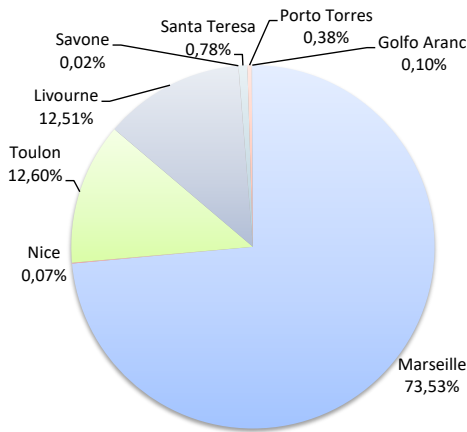
	Marchandises du 1er au 30 novembre			Cumul marchandises depuis le 1er Janvier		
	2023	2024	Variation	2023	2024	Variation
Régulier National	214 963	213 346	-0,75%	2 369 987	2 366 774	-0,14%
Régulier Internat°	50 095	34 143	-31,84%	476 834	438 489	-8,04%
<b>TOTAL</b>	<b>265 058</b>	<b>247 489</b>	<b>-6,63%</b>	<b>2 846 821</b>	<b>2 805 263</b>	<b>-1,46%</b>
Croisières	0	0	-	0	0	-
Hydrocarbures	45 025	30 810	-31,57%	510 066	504 311	-1,13%
Ciment	13 264	10 984	-17,19%	116 608	100 783	-13,57%
<b>TOTAL</b>	<b>58 289</b>	<b>41 794</b>	<b>-28,30%</b>	<b>626 674</b>	<b>605 094</b>	<b>-3,44%</b>
<b>TOTAL</b>	<b>323 347</b>	<b>289 283</b>	<b>-10,53%</b>	<b>3 473 495</b>	<b>3 410 357</b>	<b>-1,82%</b>

LIGNES

REGULIERS NAT° ET INTERNAT°

Lignes	Marchandises	Variation n-1
Marseille	181 978	5,39%
Nice	184	-81,82%
Toulon	31 184	-23,23%
Autres Corse	0	-100,00%
Sete	0	-
Autres Nat.	0	-
Livourne	30 966	-14,30%
Savone	45	-
Gênes	0	-
Piombino	0	-100,00%
Santa Teresa	1 927	-65,82%
Porto Torres	951	-65,82%
Golfo Aranci	254	-
Autres Inter.	0	-100,00%

Lignes	Marchandises	Variation n-1
Marseille	2 024 426	4,69%
Nice	9 951	-27,57%
Toulon	329 691	-21,72%
Autres Corse	1 445	7,20%
Sete	591	-
Autres Nat.	670	-
Livourne	323 135	-2,92%
Savone	38 520	-22,29%
Gênes	7 190	46,67%
Piombino	1 902	81,14%
Santa Teresa	57 541	-23,20%
Porto Torres	8 112	29,52%
Golfo Aranci	761	987,14%
Autres Inter.	1 328	-81,56%

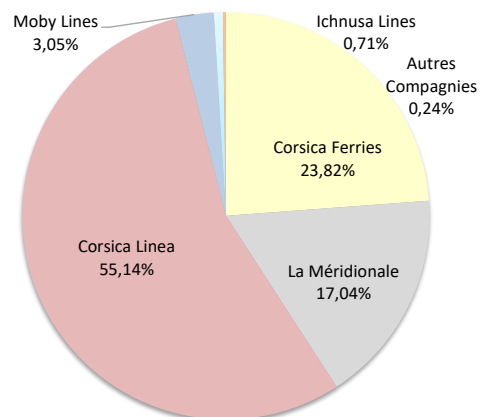
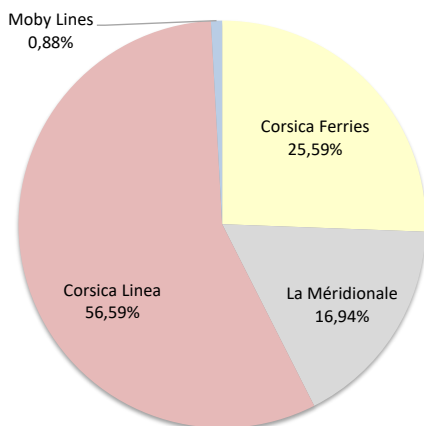


COMPAGNIES

REGULIERS NAT° et INTERNAT°

Compagnies	Marchandises	Variation n-1
Corsica Ferries	63 330	-19,73%
La Méridionale	41 933	7,84%
Corsica Linea	140 045	4,17%
Moby Lines	2 181	-61,31%
Ichnusa Lines	0	-
Autres Compagnies	0	-100,00%

Compagnies	Marchandises	Variation n-1
Corsica Ferries	668 139	-16,06%
La Méridionale	478 083	1,29%
Corsica Linea	1 546 856	5,75%
Moby Lines	85 482	-3,54%
Ichnusa Lines	20 015	-1,07%
Autres Compagnies	6 688	-



MARCHANDISES

(Tonnage incluant la Tare)

Régulier National
Régulier Internat°
<b>TOTAL</b>

Marchandises du 1er au 30 novembre		
2023	2024	Variation
64 276	65 441	1,81%
1 049	951	-9,34%
<b>65 325</b>	<b>66 392</b>	<b>1,63%</b>

Cumul marchandises depuis le 1er Janvier		
2023	2024	Variation
734 390	708 488	-3,53%
5 879	7 960	35,40%
<b>740 269</b>	<b>716 448</b>	<b>-3,22%</b>

Croisières
------------

0	0	-
---	---	---

0	0	-
---	---	---

Hydrocarbures
Ciment
<b>TOTAL</b>

10 575	10 340	-2,22%
4 331	3 814	-11,94%
<b>14 906</b>	<b>14 154</b>	<b>-5,04%</b>

165 323	175 479	6,14%
32 824	32 687	-0,42%
<b>198 147</b>	<b>208 166</b>	<b>5,06%</b>

<b>TOTAL</b>
--------------

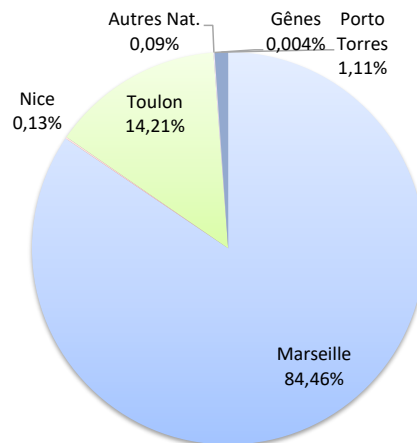
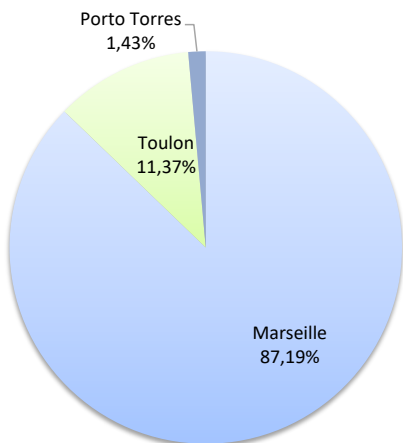
<b>80 231</b>	<b>80 546</b>	<b>0,39%</b>
---------------	---------------	--------------

<b>938 416</b>	<b>924 614</b>	<b>-1,47%</b>
----------------	----------------	---------------

**LIGNES**  
REGULIERS NAT° ET INTERNAT°

Lignes	Marchandises	Variation n-1
Marseille	57 890	9,82%
Nice	0	-
Toulon	7 551	-34,69%
Autres Nat.	0	-
Savone	0	-
Gênes	0	-
Porto Torres	951	-9,34%

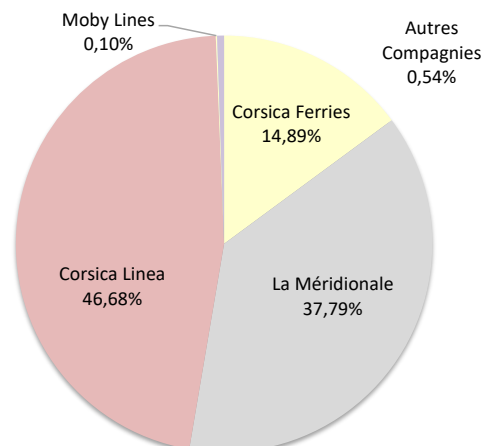
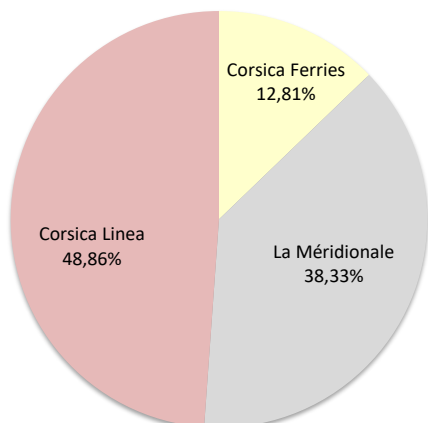
Lignes	Marchandises	Variation n-1
Marseille	605 093	2,29%
Nice	951	35,86%
Toulon	101 774	-28,39%
Autres Nat.	670	-
Savone	0	-100,00%
Gênes	32	-
Porto Torres	7 928	46,65%



**COMPAGNIES**  
REGULIERS NAT° ET INTERNAT°

Compagnies	Marchandises	Variation n-1
Corsica Ferries	8 502	-32,58%
La Méridionale	25 451	-1,05%
Corsica Linea	32 439	20,17%
Moby Lines	0	-
Autres Compagnies	0	-

Compagnies	Marchandises	Variation n-1
Corsica Ferries	106 704	-28,24%
La Méridionale	270 710	-6,40%
Corsica Linea	334 451	10,62%
Moby Lines	731	-
Autres Compagnies	3 852	-



MARCHANDISES

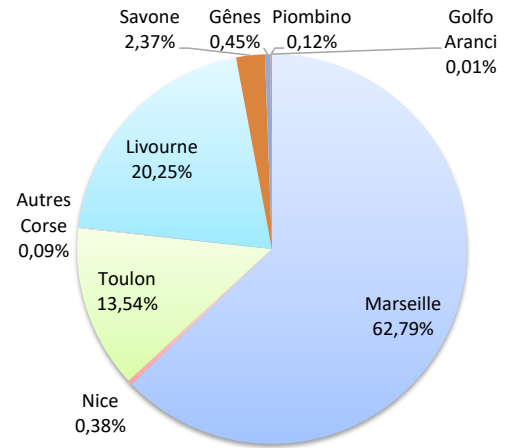
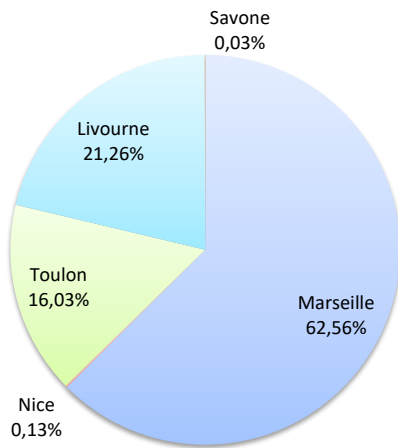
(Tonnage incluant la Tare)

	Marchandises du 1er au 30 novembre			Cumul marchandises depuis le 1er Janvier		
	2023	2024	Variation	2023	2024	Variation
Régulier National	117 229	114 676	-2,18%	1 193 606	1 217 408	1,99%
Régulier Internat°	34 977	31 011	-11,34%	380 763	367 779	-3,41%
<b>TOTAL</b>	<b>152 206</b>	<b>145 687</b>	<b>-4,28%</b>	<b>1 574 369</b>	<b>1 585 187</b>	<b>0,69%</b>
Croisières	0	0	-	0	0	-
Hydrocarbures	34 450	20 470	-40,58%	339 010	323 552	-4,56%
Ciment	3 718	3 126	-15,92%	37 000	26 518	-28,33%
<b>TOTAL</b>	<b>38 168</b>	<b>23 596</b>	<b>-38,18%</b>	<b>376 010</b>	<b>350 070</b>	<b>-6,90%</b>
<b>TOTAL</b>	<b>190 374</b>	<b>169 283</b>	<b>-11,08%</b>	<b>1 950 379</b>	<b>1 935 257</b>	<b>-0,78%</b>

LIGNES  
REGULIERS NAT° ET INTERNAT°

Lignes	Marchandises	Variation n-1
Marseille	91 142	2,74%
Nice	184	-65,61%
Toulon	23 350	-14,54%
Autres Corse	0	-100,00%
Livourne	30 966	-11,28%
Savone	45	-
Gênes	0	-
Piombino	0	-100,00%
Golfo Aranci	0	-

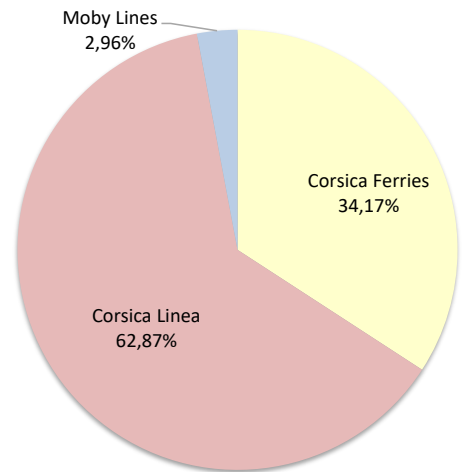
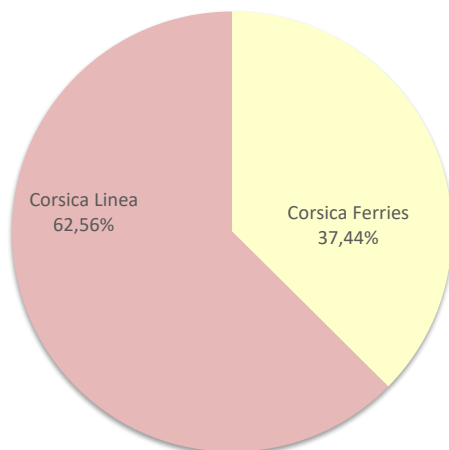
Lignes	Marchandises	Variation n-1
Marseille	995 319	6,27%
Nice	6 013	-19,44%
Toulon	214 631	-13,55%
Autres Corse	1 445	9,30%
Livourne	320 964	-2,21%
Savone	37 646	-19,07%
Gênes	7 158	46,02%
Piombino	1 902	81,14%
Golfo Aranci	109	55,71%



COMPAGNIES  
REGULIERS NAT° ET INTERNAT°

Compagnies	Marchandises	Variation n-1
Corsica Ferries	54 545	-13,19%
Corsica Linea	91 142	1,98%
Moby Lines	0	-

Compagnies	Marchandises	Variation n-1
Corsica Ferries	541 655	-10,15%
Corsica Linea	996 561	6,29%
Moby Lines	46 971	38,43%



# PORT DE COMMERCE DE BONIFACIO

novembre 2024


## MARCHANDISES

(Tonnage incluant la Tare)

	Marchandises du 1er au 30 novembre			Cumul marchandises depuis le 1er Janvier		
	2023	2024	Variation	2023	2024	Variation
Régulier National	0	0	-	0	0	-
Régulier Internat°	5 637	1 927	-65,82%	74 923	57 541	-23,20%
<b>TOTAL</b>	<b>5 637</b>	<b>1 927</b>	<b>-65,82%</b>	<b>74 923</b>	<b>57 541</b>	<b>-23,20%</b>
Croisières	0	0	-	0	0	-
Hydrocarbures	0	0	-	0	0	-
Ciment	0	0	-	0	0	-
<b>TOTAL</b>	<b>0</b>	<b>0</b>	<b>-</b>	<b>0</b>	<b>0</b>	<b>-</b>
<b>TOTAL</b>	<b>5 637</b>	<b>1 927</b>	<b>-65,82%</b>	<b>74 923</b>	<b>57 541</b>	<b>-23,20%</b>

### LIGNES REGULIERS NAT° ET INTERNAT°

Lignes	Marchandises	Variation n-1
Santa Teresa	1 927	-65,82%

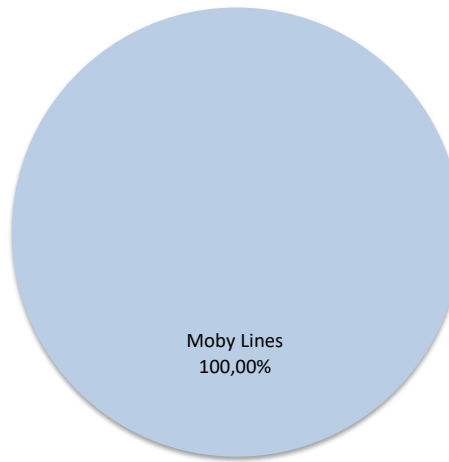


Lignes	Marchandises	Variation n-1
Santa Teresa	57 541	-23,20%

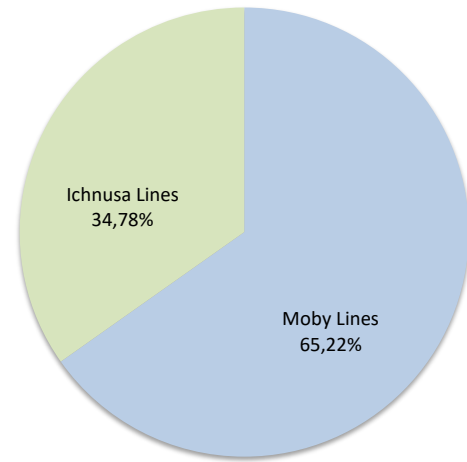


### COMPAGNIES REGULIERS NAT° ET INTERNAT°

Compagnies	Marchandises	Variation n-1
Moby Lines	1 927	-65,82%
Ichnusa Lines	0	-



Compagnies	Marchandises	Variation n-1
Moby Lines	37 526	-31,39%
Ichnusa Lines	20 015	-1,07%



MARCHANDISES

(Tonnage incluant la Tare)

Régulier National
Régulier Internat°
<b>TOTAL</b>
<b>dont MD</b>
Croisières

Marchandises du 1er au 30 novembre		
2023	2024	Variation
12 598	10 520	-16,49%
8 432	0	-100,00%
<b>21 030</b>	<b>10 520</b>	<b>-49,98%</b>
<b>741</b>	<b>652</b>	<b>-12,01%</b>
0	0	-

Cumul marchandises depuis le 1er Janvier		
2023	2024	Variation
170 294	148 255	-12,94%
14 167	3 045	-78,51%
<b>184 461</b>	<b>151 300</b>	<b>-17,98%</b>
<b>6126</b>	<b>5513</b>	<b>-10,01%</b>
0	0	-

Hydrocarbures
Ciment
<b>TOTAL</b>

0	0	-
2 707	1 754	-35,21%
<b>2 707</b>	<b>1 754</b>	<b>-35,21%</b>

0	0	-
23 019	20 577	-10,61%
<b>23 019</b>	<b>20 577</b>	<b>-10,61%</b>

<b>TOTAL</b>
--------------

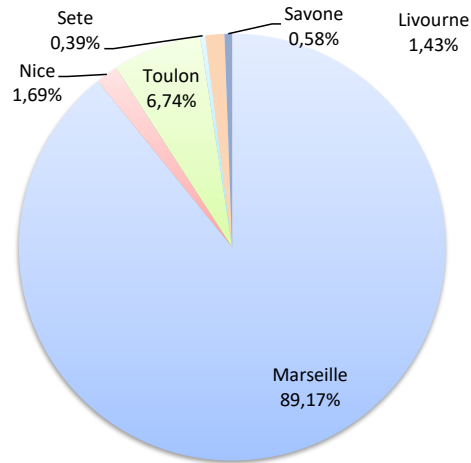
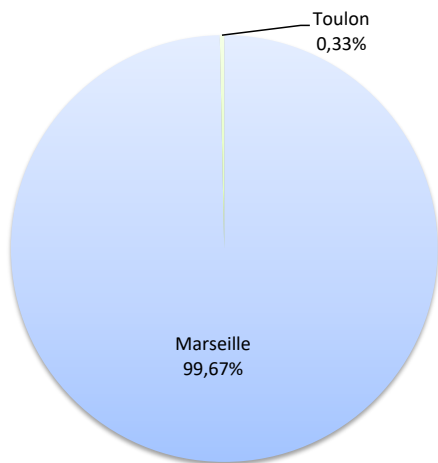
<b>23 737</b>	<b>12 274</b>	<b>-48,29%</b>
---------------	---------------	----------------

<b>207 480</b>	<b>171 877</b>	<b>-17,16%</b>
----------------	----------------	----------------

**LIGNES**  
REGULIERS NAT° ET INTERNAT°

Lignes	marchandises	Variation n-1
Marseille	10 485	-2,71%
Nice	0	-100,00%
Toulon	35	-97,92%
Autres Corse	0	-
Sete	0	-
Livourne	0	-100,00%
Savone	0	-
Porto Torres	0	-
Autres Inter.	0	-100,00%

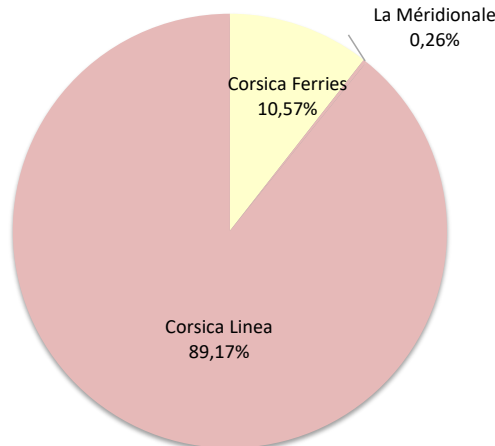
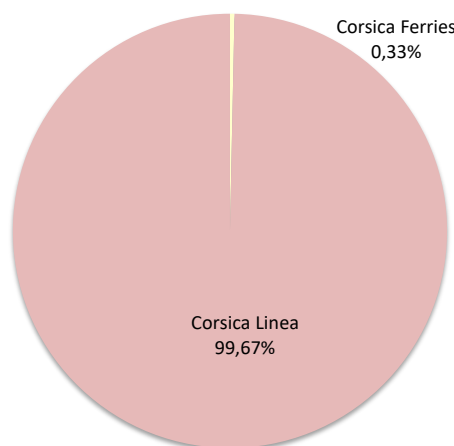
Lignes	marchandises	Variation n-1
Marseille	134 910	-6,19%
Nice	2 551	-45,06%
Toulon	10 203	-53,24%
Autres Corse	0	-100,00%
Sete	591	-
Livourne	2 171	-50,13%
Savone	874	-66,18%
Porto Torres	0	-100,00%
Autres Inter.	0	-100,00%



**COMPAGNIES**  
REGULIERS NAT° ET INTERNAT°

Compagnies	marchandises	Variation n-1
Corsica Ferries	35	-98,85%
La Méridionale	0	-
Corsica Linea	10 485	-2,71%

Compagnies	marchandises	Variation n-1
Corsica Ferries	15 995	-52,15%
La Méridionale	395	-
Corsica Linea	134 910	-6,20%



# PORT DE COMMERCE DE PORTO-VECCHIO

novembre 2024

## MARCHANDISES

(Tonnage incluant la Tare)

### Marchandises du 1er au 30 novembre

	2023	2024	Variation
Régulier National	13 557	16 730	23,40%
Régulier Internat°	0	254	-
<b>TOTAL</b>	<b>13 557</b>	<b>16 984</b>	<b>25,28%</b>

### Cumul marchandises depuis le 1er Janvier

	2023	2024	Variation
Régulier National	192 882	211 689	9,75%
Régulier Internat°	1 102	2 164	96,37%
<b>TOTAL</b>	<b>193 984</b>	<b>213 853</b>	<b>10,24%</b>

Croisières

0	0	-
---	---	---

0	0	-
---	---	---

Hydrocarbures

0	0	-
---	---	---

0	0	-
---	---	---

Ciment

2 508	2 290	-8,69%
-------	-------	--------

23 395	21 001	-10,23%
--------	--------	---------

**TOTAL**

<b>2 508</b>	<b>2 290</b>	<b>-8,69%</b>
--------------	--------------	---------------

<b>23 395</b>	<b>21 001</b>	<b>-10,23%</b>
---------------	---------------	----------------

**TOTAL**

<b>16 065</b>	<b>19 274</b>	<b>19,98%</b>
---------------	---------------	---------------

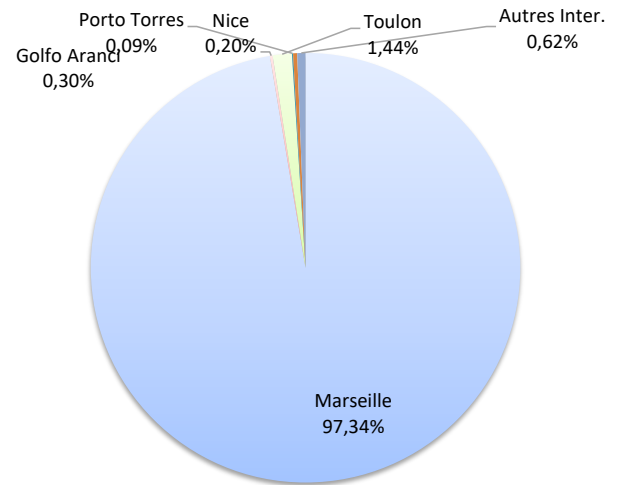
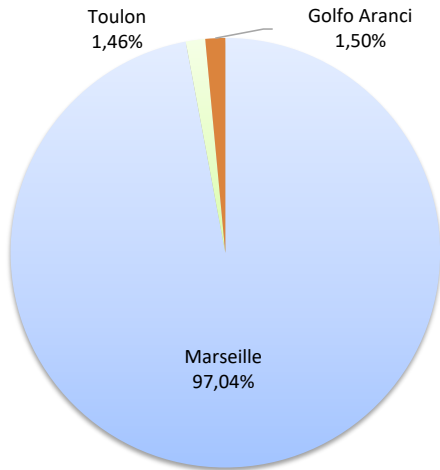
<b>217 379</b>	<b>234 854</b>	<b>8,04%</b>
----------------	----------------	--------------

Lignes	marchandises	Variation n-1
Marseille	16 482	25,21%
Nice	0	-100,00%
Toulon	248	327,59%
Livourne	0	-
Porto Torres	0	-
Golfo Aranci	254	-
Autres Inter.	0	-

Lignes	marchandises	Variation n-1
Marseille	208 170	13,77%
Nice	436	-53,17%
Toulon	3 083	-65,66%
Livourne	0	-100,00%
Porto Torres	184	-77,75%
Golfo Aranci	652	-
Autres Inter.	1 328	-

## LIGNES

REGULIERS NAT° ET INTERNAT°

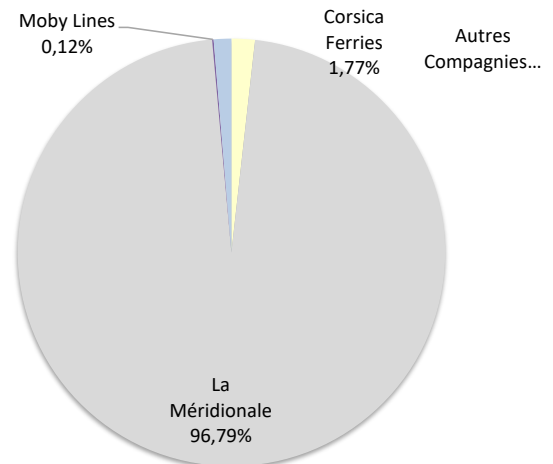
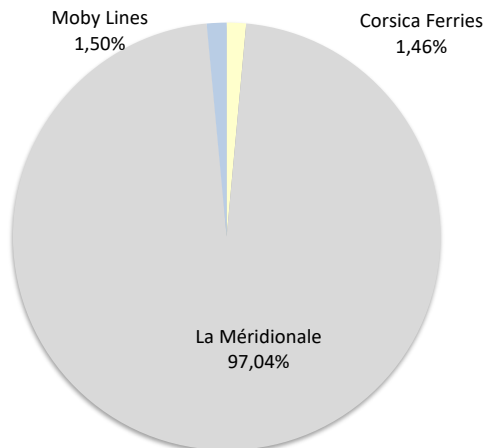


## COMPAGNIES

REGULIERS NAT° ET INTERNAT°

Compagnies	marchandises	Variation n-1
Corsica Ferries	248	-37,06%
La Méridionale	16 482	25,21%
Corsica Linea	0	-
Moby Lines	254	-
Autres Compagnies	0	-

Compagnies	marchandises	Variation n-1
Corsica Ferries	3 785	-65,62%
La Méridionale	206 978	13,23%
Corsica Linea	0	-100,00%
Moby Lines	254	-
Autres Compagnies	2 836	-





# PORT DE COMMERCE DE PROPRIANO

novembre 2024

## MARCHANDISES

(Tonnage incluant la Tare)

Marchandises du 1er au 30 novembre		
2023	2024	Variation
7 303	5 979	-18,13%
0	0	-
<b>7 303</b>	<b>5 979</b>	<b>-18,13%</b>

Cumul marchandises depuis le 1er Janvier		
2023	2024	Variation
78 815	80 934	2,69%
0	0	-
<b>78 815</b>	<b>80 934</b>	<b>2,69%</b>

Régulier National
Régulier Internat°
<b>TOTAL</b>

Croisières
------------

Hydrocarbures (Bitume)
Ciment
<b>TOTAL</b>

<b>TOTAL</b>
--------------

0	0	-
---	---	---

0	0	-
---	---	---

0	0	-
0	0	-
<b>0</b>	<b>0</b>	<b>-</b>

5 733	5 280	-7,90%
370	0	-100,00%
<b>6 103</b>	<b>5 280</b>	<b>-13,49%</b>


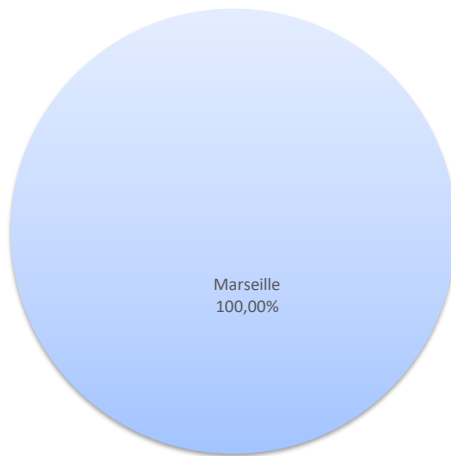
<b>7 303</b>	<b>5 979</b>	<b>-18,13%</b>
--------------	--------------	----------------

<b>84 918</b>	<b>86 214</b>	<b>1,53%</b>
---------------	---------------	--------------

Lignes	marchandises	Variation n-1
Marseille	5 979	-18,13%

Lignes	marchandises	Variation n-1
Marseille	80 934	2,69%

**LIGNES**  
 REGULIERS NAT° ET INTERNAT°



Compagnies	marchandises	Variation n-1
Corsica Linea	5 979	-18,13%

Compagnies	marchandises	Variation n-1
Corsica Linea	80 934	2,69%

**COMPAGNIES**  
 REGULIERS NAT° ET INTERNAT°

